

**FOR IMMEDIATE RELEASE**

June 18, 2026

**MEDIA CONTACTS:**

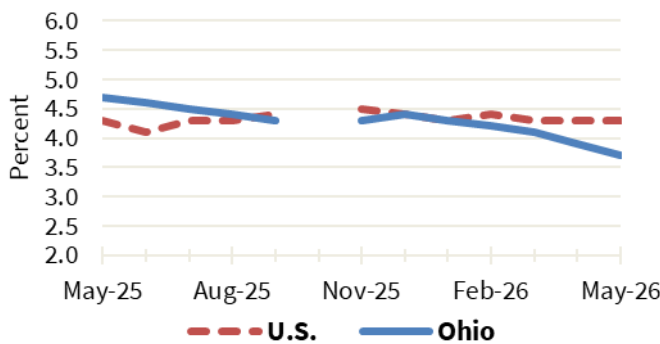
Tom Betti: 614-728-9645  
[Thomas.Betti@jfs.ohio.gov](mailto:Thomas.Betti@jfs.ohio.gov)

Bill Teets: 614-403-2331  
[Bill.Teets@jfs.ohio.gov](mailto:Bill.Teets@jfs.ohio.gov)

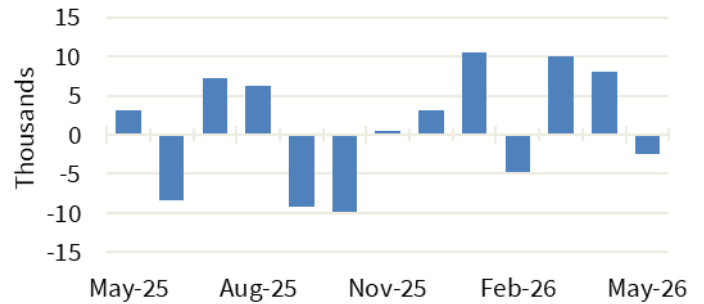
**Ohio's May Unemployment Rate Decreases to 3.7%**

Ohio's unemployment rate was 3.7% in May 2026, down from 3.9% in April 2026. Ohio's nonagricultural wage and salary employment decreased 2,400 over the month, from a revised 5,687,400 in April to 5,685,000 in May.

**Ohio and U.S. Unemployment Rates, seasonally adjusted, May 2025 – May 2026**



**Ohio Nonfarm Payroll Employment Over-the-Month Change, seasonally adjusted, May 2025 – May 2026**



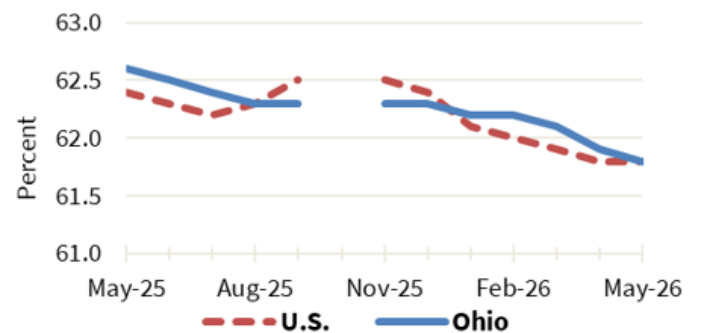
**Household Survey Data**

The number of workers unemployed in Ohio in May was 218,000, down from 232,000 in April 2026. The number of unemployed has decreased by 61,000 in the past 12 months from 279,000. The April unemployment rate for Ohio decreased 1.0 percentage point from 4.7% in May 2025.

The U.S. unemployment rate for May 2026 was 4.3%, unchanged from 4.3% in April 2026 and unchanged from 4.3% in May 2025.

In May 2026, the labor force participation rate in Ohio was 61.8%, down from 61.9% in April 2026 and down from 62.6% in May 2025. During the same period, the national labor force participation rate was 61.8%, unchanged from 61.8% in April 2026 and down from 62.4% in May 2025.

**Ohio and U.S. Labor Force Participation Rates, seasonally adjusted, May 2025 – May 2026**



## Establishment Survey Data

Ohio's nonagricultural wage and salary employment decreased 2,400 over the month, from a revised 5,687,400 in April to 5,685,000 in May, according to the latest business establishment survey conducted by the U.S. Department of Labor (Bureau of Labor Statistics) in cooperation with the Ohio Department of Job and Family Services (ODJFS).

Employment in goods-producing industries, at 957,100, increased 200 over the month as gains in manufacturing (+1,100) surpassed losses in construction (-900). Mining and logging did not change over the month. The private service-providing sector, at 3,936,400, decreased 3,300 as losses in trade, transportation, and utilities (-2,800); other services (-700); information (-600); financial activities (-600); and professional and business services (-500) outweighed gains in private educational and health services (+1,200) and leisure and hospitality (+700). Government employment, at 791,500, increased 700 as gains in local (+1,700) and federal (+100) government outpaced losses in state government (-1,100).

From May 2025 to May 2026, nonagricultural wage and salary employment increased 11,300. Employment in goods-producing industries increased 11,100, led by construction, which added 7,700 jobs. Manufacturing added 3,000 jobs, with gains in durable goods (+3,300) surpassing losses in nondurable goods (-300). Mining and logging gained 400 jobs over the year. Employment in the private service-providing sector increased 4,800 as gains in private educational and health services (+10,000); leisure and hospitality (+2,900); and trade, transportation, and utilities (+200) exceeded losses in other services (-3,600); financial activities (-2,500); and professional and business services (-2,200). Employment in information did not change over the year. Government employment decreased 4,600 over the year, as losses in federal (-5,500) and state (-2,700) government outweighed gains in local government (+3,600).

**EDITOR'S NOTE:** All data cited are produced in cooperation with the U.S. Department of Labor. Data sources include the Current Population Survey (U.S. data), Current Employment Statistics Program (nonagricultural wage and salary employment data), and Local Area Unemployment Statistics Program (Ohio unemployment rates). More complete listings of the data appear in the monthly Ohio Labor Market Review. Unemployment rates for all Ohio counties, as well as cities with populations of 25,000 or more, are presented in the monthly ODJFS Civilian Labor Force Estimates publication. Updated statewide historical data can be obtained through the OhioLMI app, which is available for free on mobile devices through the App Store or Google Play. Ohioans can access tens of thousands of job openings, for positions ranging from file clerks to CEOs, at <https://ohiomeansjobs.ohio.gov>.

### News Release Dates

A calendar of 2026 release dates is available online at <https://ohiolmi.com/Home/Events>.

County, city, and metropolitan area unemployment rates for May 2026 will be posted online at <https://ohiolmi.com> on Tuesday, June 23, 2026. June 2026 unemployment rates and nonagricultural wage and salary data for Ohio will be released by ODJFS on Friday, July 17, 2026.

Choose this link to view the table on the [Ohio and U.S. Employment Situation](#).

Choose this link to view the table for the [Nonagricultural Wage and Salary Employment Estimates for Ohio](#).

-30-

*The Ohio Department of Job and Family Services manages vital programs that strengthen Ohio families. These include job training and employment services, unemployment insurance, cash and food assistance, adult protective services, child support services, and energy assistance and weatherization programs, as well as the Community Services Block Grant.*

